

























Guess My Food Game

- Objective: Students will identify different fruits and vegetables and take turns.
- Materials:
 - Pictures of fruits and vegetables (enough for one per student)
 - Tape
- Directions:
 1. While sitting in a circle, introduce children to several fruit and vegetable cards. Talk about the answers to the questions listed below to give students an idea of what items can be guessed.
 2. Choose one student to go first. Have that student stand up and tape a picture of one of the fruits or vegetables to their back without letting anyone else see.
 3. Instruct the class to only answer the questions and not say they name of the fruit or veggie, and to let the student with the secret food taped to their back be the guesser.
 4. Have the student turn around to show the circle the secret fruit or vegetable.
 5. Ask the students questions about the secret food.
 - a. Is it a healthy food?
 - b. Is it a fruit or a vegetable?
 - c. What color is the food?
 - d. What letter does it start with?
 6. Let the class answer the questions, and then the student at the front of the room guesses which food is on his or her back.
 7. Give each child a turn.
 8. Use the fruit and veggie pictures below or choose your own that you know are familiar to your students!



<p>Watermelon</p> 	<p>Grapes</p> 	<p>Kiwi</p> 
<p>Blackberries</p> 	<p>Pineapple</p> 	<p>Cantaloupe</p> 
<p>Pear</p> 	<p>Cherries</p> 	<p>Orange</p> 
<p>Blueberries</p> 	<p>White Nectarine</p> 	<p>Strawberries</p> 



<p>Butternut Squash</p>  A photograph of butternut squash, showing one whole squash and two halves cut open to reveal the orange flesh.	<p>Broccoli</p>  A photograph of a head of fresh green broccoli.	<p>Onion</p>  A photograph of a single red onion with its papery skin.
<p>Radishes</p>  A photograph of several red radishes with their green leafy tops.	<p>Tomato</p>  A photograph of a single, large, ripe red tomato.	<p>Potatoes</p>  A photograph of four whole, unpeeled russet potatoes.
<p>Yellow Squash</p>  A photograph of a single, long yellow squash.	<p>Eggplant</p>  A photograph of two dark purple eggplants.	<p>Yellow Pepper</p>  A photograph of a single yellow bell pepper.
<p>Spinach</p>  A photograph of a bunch of fresh green spinach leaves.	<p>Beets</p>  A photograph of several beets with their green leafy tops.	<p>Carrots</p>  A photograph of several whole orange carrots with their green tops.